Third Grade NTI Day 19 ***CHECK CLASS DOJO DAILY!!! VERY IMPORTANT***

| | |
|---|---|
| Reading & Writing | 1. Read or listen to the story, "Talking Walls: Art for the People" on pages 438-452 (Reading Street Textbook) with your parents or guardian. (Story will be posted to Class Dojo)<br>2. Select one activity from the choice board. Put your activity on the paper labeled "Choice Board 3". Parents should sign the box and students color.<br>3. Complete page 413 & 414 in the Readers Writers Notebook.<br>4. Read AR book or any other book for at least 20 minutes. (Please take an AR quiz on your books as you finish reading. Students may also listen to books from "Storyline Online" and test on those. |
| Math & Science | 1. Complete math handouts for NTI Day 19. (See the top of paper for pages to complete.)<br>2. Complete the science handouts according to the dates at the top of the page.<br>3. Math Reflex Online (Students know how to access their account)<br>4. Extra Practice Online – www.iknowit.com (Usernames & Passwords have been sent through Class Dojo.) |
| Project Based Learning | Kentucky Research Brochure & T-shirt Design<br>Students will complete the Kentucky brochure provided using knowledge, books, or the internet. Then students will create and color a T-Shirt souvenir from the state of Kentucky. Projects will be scored on neatness, color, and factual information. |

# *Talking Walls Art for the People* Story Choice Board

**Choose one new activity a day. Ask your parent or guardian to sign when the activity is finished. Place the paper with the Choice Board and color the selected box.**

| | |
|---|---|
| **Write the spelling words from the story three times a piece. (Extra points if you write them in cursive)**<br><br>Signature:<br>Date: | **Write the definitions of the vocabulary words and draw a picture of each word.**<br><br>Signature:<br>Date: |
| **Our sea wall has many painted murals. Create a picture or mural of something that represents Hickman. It could be a miniature version of one of the murals that is already on the seawall or it could be a new picture that you create to show our town.**<br><br>Signature:<br>Date: | **Write a sentence with the spelling words.**<br><br>Signature:<br>Date: |
| **Ask a parent or guardian to give you a practice spelling test. Use the word list to score the test.**<br><br>Signature:<br>Date: | **Put your spelling words and vocabulary words altogether in alphabetical order.**<br><br>Signature:<br>Date: |

## Spelling Words:

question creature furniture division collision action direction culture vacation mansion fiction feature sculpture vision celebration

## Vocabulary Words:

encourages settled local support native social expression

Name _____

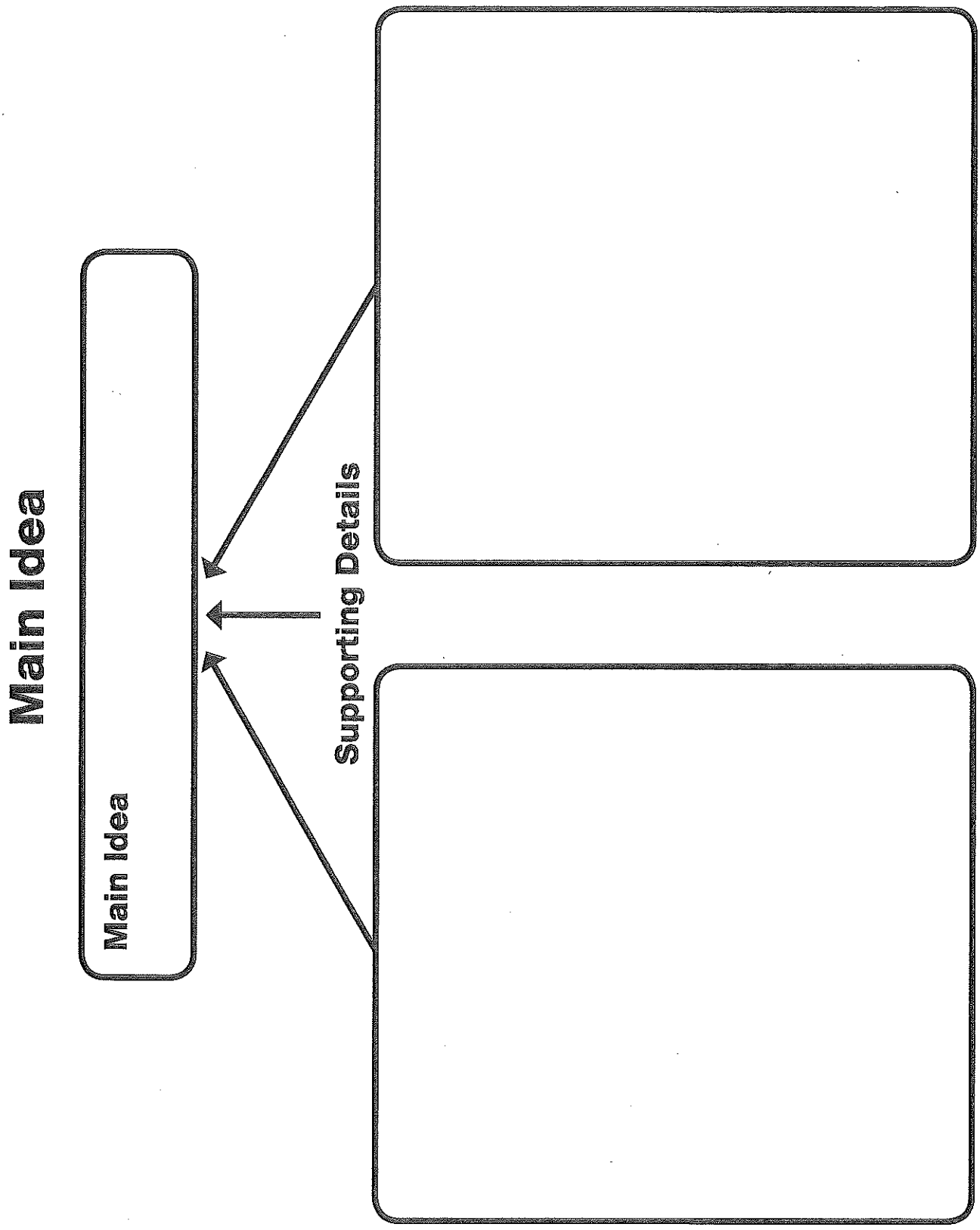


© Pearson Education, Inc., 3

Name _____

# Vocabulary • Unknown Words

You can use a glossary or a dictionary to find the meaning, syllabication, and pronunciation of **unknown words.** When two words have the same first and second letter, alphabetize by the third letter.

**en • cour • age** (en kėr' ij), *VERB.* to give someone courage or confidence; urge on **en • cour •ag • es, en • cour • aged, en • cour • ag • ing**

**lo•cal** (lō' kəl), *ADJECTIVE.* about a certain place, especially nearby, not far away

**so•cial** (sō' shəl), *ADJECTIVE.* concerned with human beings as a group

**sup•port** (sə port'), *VERB.* to help; aid **sup • ports, sup • port • ed, sup • port • ing**

1. Write the following words in alphabetical order—*something, social, soap.*

_____

2. How did you determine the order of the words above?

_____

_____

_____

3. How many syllables does the word *encourages* have? _____

4. What does the word *support* mean? _____

5. How should you pronounce the letter *c* in local?

_____

© Pearson Education, Inc., 3

School + Home

**Home Activity** Your child alphabetized words to the third letter and used sample glossary entries to determine meanings, syllabication, and pronunciation of words. Have your child choose one of the sample glossary entries and explain what information readers can learn from each part of the entry.

Name _____

# Find Perimeter Thursday April 23rd

Kelsey wants to know the perimeter of the figure below. She can use an inch ruler to find the perimeter.

**Step 1** Choose one side of the figure to measure. Place the zero mark of the ruler on the end of the side. Measure to the nearest inch. Write the length.

**Step 2** Use the ruler to measure the other three sides. Write the lengths.

**Step 3** Add the lengths of all the sides.
$1 + 1 + 2 + 1 = 5$

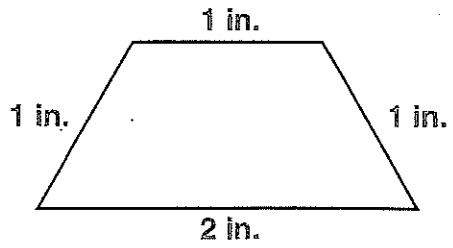


So, the perimeter of the figure is 5 inches.

**Use an inch ruler to find the perimeter.**

**1.**

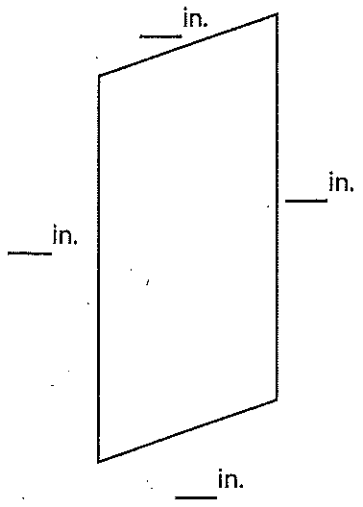


_____ inches

**2.**

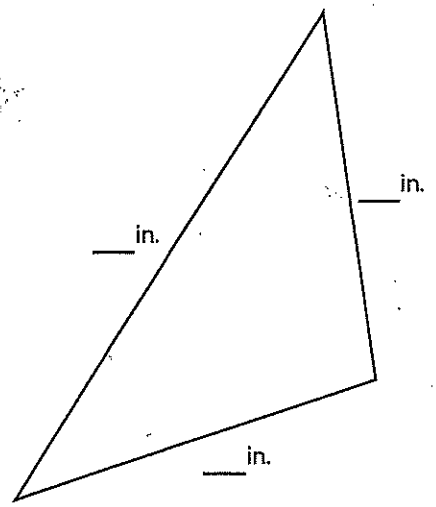


_____ inches


© Houghton Mifflin Harcourt Publishing Company

## Share and Show

MATH BOARD

1. Find the perimeter of the triangle in inches.

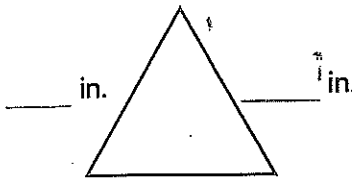


Think: How long is each side?

____ inches

**Math Talk** Mathematical Practices 2

Reason Abstractly How do you use addition to find the perimeter of a figure?

**Use a centimeter ruler to find the perimeter.**

2.

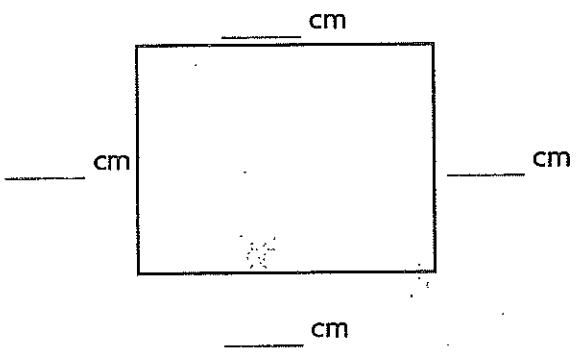


____ centimeters

3.

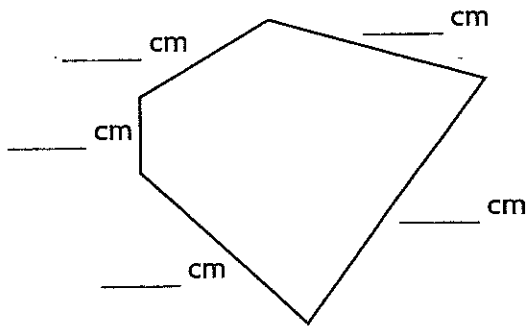


____ centimeters

**Use an inch ruler to find the perimeter.**

4.

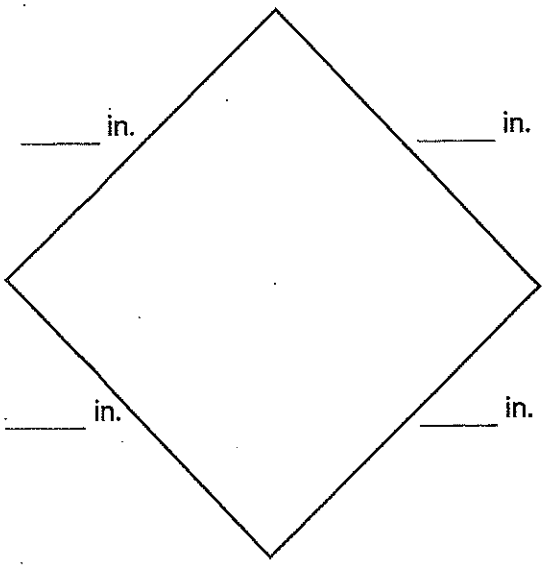


____ inches

5.

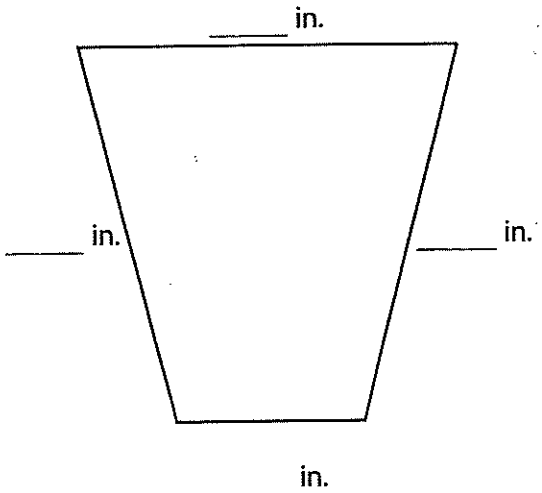


____ inches

Thursday April 23rd

# Multiplication Facts to 144 (R)

| | | | | | | | | | |
|---|---|---|---|---|---|---|---|---|---|
| 0 × 2 | 6 × 10 | 1 × 11 | 10 × 9 | 8 × 2 | 1 × 1 | 7 × 8 | 7 × 6 | 7 × 7 | 0 × 6 |
| 12 × 7 | 11 × 10 | 4 × 4 | 1 × 12 | 2 × 11 | 8 × 8 | 0 × 0 | 4 × 6 | 4 × 1 | 11 × 3 |
| 8 × 6 | 8 × 12 | 0 × 5 | 3 × 5 | 3 × 2 | 6 × 7 | 5 × 2 | 8 × 4 | 1 × 3 | 4 × 7 |
| 11 × 8 | 3 × 10 | 7 × 1 | 2 × 2 | 12 × 5 | 12 × 10 | 11 × 11 | 1 × 9 | 10 × 2 | 12 × 9 |
| 5 × 7 | 0 × 11 | 12 × 11 | 4 × 0 | 11 × 7 | 7 × 3 | 2 × 6 | 3 × 3 | 6 × 11 | 10 × 0 |
| 11 × 12 | 10 × 10 | 11 × 9 | 1 × 8 | 6 × 9 | 5 × 9 | 4 × 11 | 0 × 8 | 11 × 5 | 8 × 7 |
| 2 × 7 | 7 × 9 | 9 × 8 | 0 × 3 | 12 × 4 | 12 × 6 | 4 × 9 | 9 × 3 | 6 × 6 | 4 × 10 |
| 10 × 8 | 2 × 4 | 5 × 6 | 2 × 9 | 8 × 3 | 2 × 12 | 9 × 9 | 1 × 5 | 12 × 12 | 10 × 1 |
| 9 × 12 | 8 × 5 | 3 × 12 | 2 × 1 | 3 × 6 | 0 × 1 | 7 × 10 | 12 × 8 | 6 × 1 | 6 × 8 |
| 9 × 7 | 8 × 9 | 5 × 5 | 3 × 4 | 10 × 5 | 7 × 12 | 0 × 7 | 0 × 9 | 4 × 5 | 12 × 0 |

# Addition (B)

Find each sum.

| | | |
|---|---|---|
| 343 + 904 | 981 + 739 | 188 + 223 |
| 195 + 776 | 137 + 298 | 661 + 406 |
| 957 + 405 | 115 + 894 | 470 + 150 |